

Household water treatment and safe storage in emergencies



International Federation
of Red Cross and Red Crescent Societies



Household water treatment and safe storage in emergencies

A field manual for Red Cross/Red Crescent personnel and volunteers



Household water treatment and storage

This booklet is aimed at field personnel and volunteers responding to emergencies involving problems with water. This manual presents the various options available to improve household water quality.

Contents include:

- An overview of water quality
- How to clean water at the household level through various means
- How to handle household water
- How to choose the right method of improving water quality
- How to promote the use of household water treatment and storage

After an intervention has been chosen, beneficiaries will require training in the use of specific treatment method. This manual contains short fact sheets that can be distributed for use by volunteers in carrying out this training.

For more information, contact the Water and sanitation unit, Health and care department International Federation of Red Cross and Red Crescent Societies Telephone: +41 22 730 4222 E-mail: secretariat@ifrc.org

For further information, please visit the International Federation web site: www.ifrc.org/watsan

Disinfection



Straining




Promotion of household water treatment and safe storage at household level



Safe storage and handling




Sedimentation



How to treat water with Aquatab



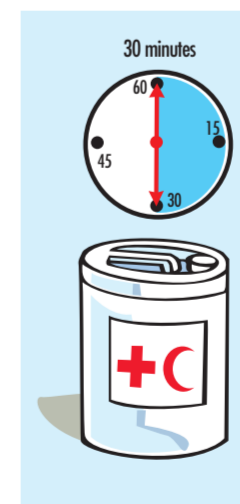
Wash your hands with water and soap or ash.



Is your water clear?




Put 1 tablet in the container. Close container.



Wait 30 minutes.



Water is now ready.



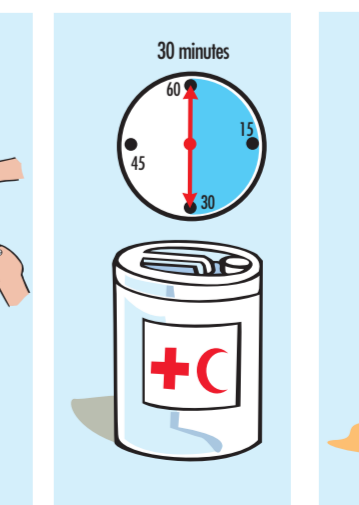
Is your water dirty looking?




Filter the water through cloth.



Add 2 tablets to the container. Close container.



Wait 30 minutes.



Water is now ready.